

REV	DATE	DESCRIPTION
	6-7-2010	BID SET
	6-17-2010	FOR CONSTRUCTION

JOB. NO.
1072

CAD ID:
A2-OVERALL..

OVERALL FLOOR PLAN / CODE ANALYSIS

GENERAL & OFFICE AREA FACILITY MODIFICATIONS
LOCKHEED MARTIN IS & GS DEFENSE
4401 FORTUNE PLACE
MELBOURNE, FLORIDA

BUILDING AREA ANALYSIS (SQFT.)

	PHASE 2	PHASE 3	SUBTOTAL
BUSINESS OCCUPANCY	20,316	+ 4,618	24,934
INDUSTRIAL OCCUPANCY	43,434	- 4,618	38,816
TOTAL			63,750

PLUMBING FIXTURE ANALYSIS

OCCUPANCY TYPE	AREA	AREA PER PERSON	OCCUPANT LOAD	REQUIRED				PROVIDED				
				WC	LAV	DF	SS	WC	LAV	DF	SS	
BUSINESS	24,934	/ 100	= 250	6	5	3	-	EXISTING	12	10	3	1
INDUSTRIAL	38,816	/ 100	= 388	4	4	1	1	NEW	4	4	1	1
TOTAL				10	9	4	1	TOTAL	16	14	4	1

FIRE RATED WALL SYMBOL LEGEND

- EXISTING 2 HR. RATED OCCUPANCY SEPARATION (1 HR. REQUIRED)
- PHASE 2 - EXISTING 3 HR. RATED OCCUPANCY SEPARATION (1 HR. REQUIRED) (OCCURRED IN PHASE 3)
- PHASE 3 - 1 HR. RATED OCCUPANCY SEPARATION
- 1 HR. RATED SEPARATION (FOR ASSEMBLY OCCUPANCY)

LIFE SAFETY DEVICES LEGEND

- EXIT LIGHT
- FE EXISTING FIRE EXTINGUISHER
- FE NEW 10 LB. FIRE EXTINGUISHER

BUILDING CODE ANALYSIS

BUILDING CLASSIFICATION BY OCCUPANCY:

- GROUP "B" BUSINESS, FBC 304 - 24,934 SF
- GROUP "F-1" FACTORY (MOD. HAZARD), FBC 306 - 38,816 SF

BUILDING CLASSIFICATION BY CONSTRUCTION:

- TYPE II B, UNPROTECTED (FBC 602) FULLY SPRINKLERED IN ACCORDANCE WITH NFPA 13.

FIRE RESISTANCE RATINGS FOR BUILDING ELEMENTS: TABLE 601

- Structural frame: 0 hour
- Exterior bearing walls: 0 hours
- Interior bearing walls: 0 hour
- Interior partitions & non-bearing walls: 0 hour
- Floor construction: 0 hour
- Roof construction: 0 hour

ALLOWABLE BUILDING HEIGHT: PREDOMINANT F-1 OCCUPANCY

- MAXIMUM HEIGHT, PER SBC TABLE 503 = 2 STORY / 55 FEET

ALLOWABLE BUILDING AREA:

- UNLIMITED AREA PER FBC 501.3

BUILDING AREA:

- ONE STORY - FIRST FLOOR = 63,750 SF

FINISHES: TABLE 803.5 (SPRINKLERED CRITERIA)

BUSINESS OCCUPANCY:

- Exit: Class "B" (Fimeprcl: 26-T5 Sm.Dev.: 0-450)
- Exit Access: Class "C" (Fimeprcl: 16-200 Sm.Dev.: 0-450)
- Other Spaces: Class "C" (Fimeprcl: 16-200 Sm.Dev.: 0-450)

FACTORY OCCUPANCY:

- Exit: Class "C" (Fimeprcl: 16-200 Sm.Dev.: 0-450)
- Exit Access: Class "C" (Fimeprcl: 16-200 Sm.Dev.: 0-450)
- Other Spaces: Class "C" (Fimeprcl: 16-200 Sm.Dev.: 0-450)

FLOOR FINISHES: ALL AREAS - CLASS II

NUMBER OF EXITS: TOTAL OF (11) PROVIDED

TOTAL EXIT DOOR WIDTH PROVIDED = 468"

FIRST FLOOR = 63,750/100 SF PER PERSON = 638 OCCUPANTS

- 638 x 20" = 128" MIN. EXIT DOOR WIDTH REQUIRED
- (2) DOUBLE DOORS #36" EACH LEAF = 144"
- (3) DOORS #36" = 324"
- TOTAL: 144 + 324 = 468" TOTAL EXIT DOOR WIDTH PROVIDED

TRAVEL DISTANCE: PER FBC TABLE 1016.1 (FULLY SPR. CRITERIA)

- MAX. TRAVEL DISTANCE TO EXIT - BUSINESS OCCUPANCY - MAX. TRAVEL DISTANCE TO EXIT - 300 FT. (NOT EXCEEDED)
- MAX. TRAVEL DISTANCE TO EXIT - FACTORY OCCUPANCY - MAX. TRAVEL DISTANCE TO EXIT - 250 FT. (NOT EXCEEDED)
- MAX. DEAD END CORRIDOR LENGTH - 50 FT. (NOT EXCEEDED)
- COMMON PATH OF EGRESS TRAVEL PER FBC 1014.3 - 100 FT. (NOT EXCEEDED)

BUILDING SYSTEMS:

- THE ENTIRE BUILDING IS PROTECTED WITH AN AUTOMATIC SPRINKLER SYSTEM IN ACCORDANCE WITH FBC 903 & NFPA 13.
- FIRE ALARM SYSTEM IS INSTALLED IN ACCORDANCE WITH FBC 907.

OCCUPANCY SEPARATION REQUIREMENTS:

- PER FBC TABLE 508.3.3 FIRE RATED OCCUPANCY SEPARATION BETWEEN BUSINESS (B) AND INDUSTRIAL (F-1) OCCUPANCIES IS NOT REQUIRED.
- PER FLORIDA FIRE PREVENTION CODE TABLE 6.114.4.1(B) SEPARATION BETWEEN BUSINESS AND INDUSTRIAL IS 2 HR. REDUCIBLE TO 1 HR. WHEN BUILDING IS FULLY SPRINKLERED
- SEPARATION BETWEEN BUSINESS AND ASSEMBLY IS 2 HR. REDUCIBLE TO 1 HR. WHEN BUILDING IS FULLY SPRINKLERED
- LARGE CONF. ROOM - ASSEMBLY OCCUPANCY 1700 SF / 15 SF / PERSON (UNCONCENTRATED) = 113 PERSONS EXCEEDS 750 SF ALLOWED FOR INCIDENTAL OCCUPANCY PER FBC TABLE 508.3.3 FIRE RATED OCCUPANCY SEPARATION BETWEEN BUSINESS (B) AND ASSEMBLY (A) OCCUPANCIES IS REQUIRED TO BE 1 HR. PER FBC TABLE 1015.1 - TWO EXIT DOORS REQUIRED.

THE DRAWING AND THE GENERAL WORDS HEREON ARE THE PROPERTY OF: BUILDING MANAGEMENT SYSTEMS, INC.

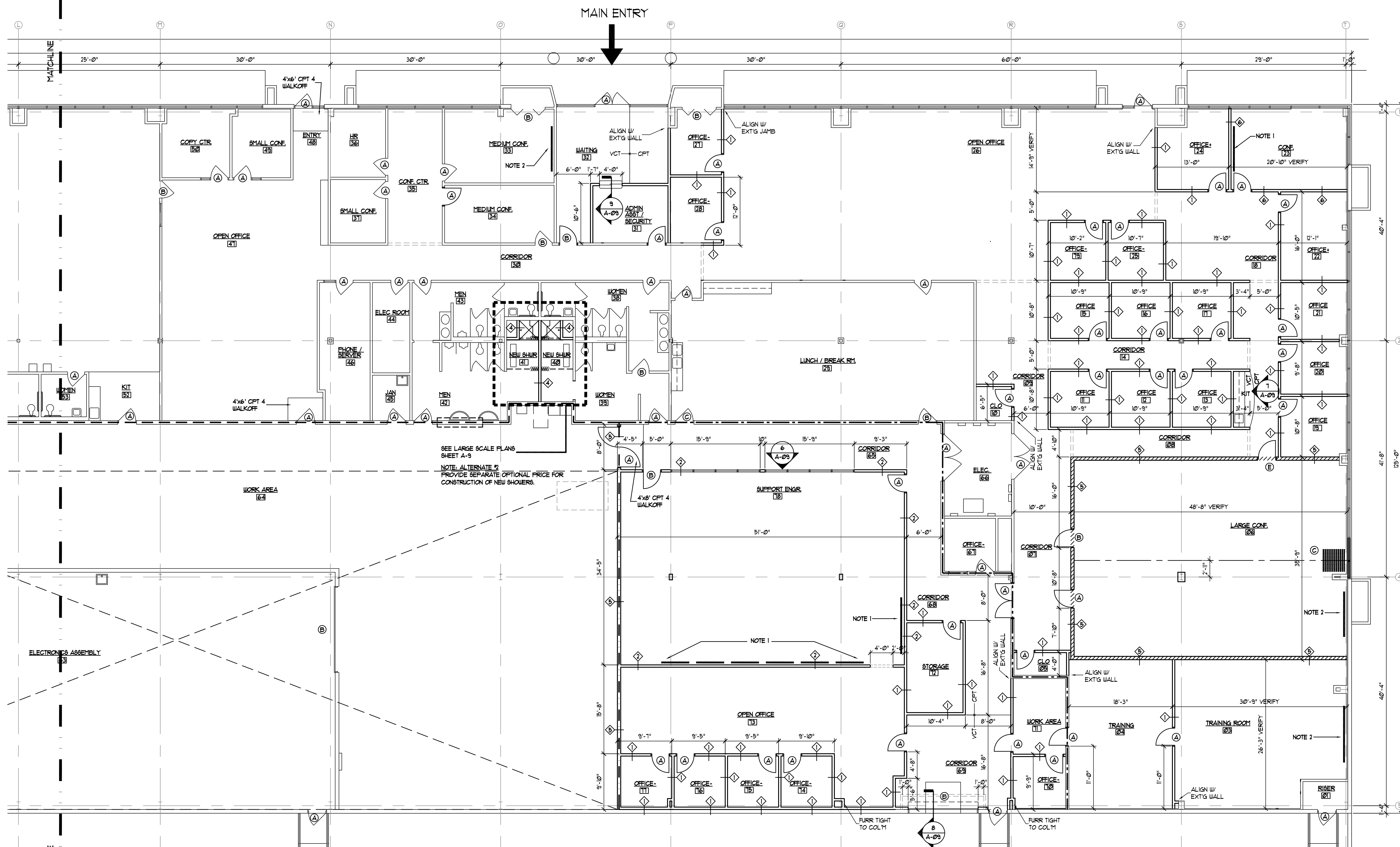
NO PART OF THIS DRAWING, INCLUDING THE CONTENTS THEREOF, SHALL BE REPRODUCED OR TRANSMITTED IN ANY FORM OR BY ANY MEANS, ELECTRONIC OR MECHANICAL, INCLUDING PHOTOCOPYING, RECORDING, OR BY ANY INFORMATION STORAGE AND RETRIEVAL SYSTEM, WITHOUT THE WRITTEN PERMISSION OF BUILDING MANAGEMENT SYSTEMS, INC.

NO PART OF THIS DRAWING IS SUBJECT TO LEGAL ACTION.


SHEET A-02

Building Management Systems, inc.
GENERAL CONTRACTORS, DESIGN BUILDER, CONSTRUCTION MANAGERS
1675 S. JOHN ROSES BOULEVARD • SUITE D • MELBOURNE, FL 32904
TEL: 407-898-7799 • FAX: 407-898-8834

ARCHINETICS
ARCHITECTS / PLANNERS
5744 Canton Cove Suite 100
Winter Springs, FL 32708-5079
Ph: 407-696-7799
Fax: 407-696-8834



MAIN ENTRY



FLOOR PLAN - EAST

SCALE: 1/8" = 1'-0"

FIRE RATED WALL SYMBOL LEGEND

	EXISTING 2 HR RATED OCCUPANCY SEPARATION (1 HR REQUIRED)
	PHASE 2 - EXISTING 2 HR RATED OCCUPANCY SEPARATION (1 HR REQUIRED)
	PHASE 3 - 1 HR RATED OCCUPANCY SEPARATION
	1 HR RATED SEPARATION (FOR ASSEMBLY OCCUPANCY)

SYMBOL LEGEND

	DOOR NUMBER - SEE SHEET A-10 FOR SCHEDULE
	ROOM NUMBER - SEE SHEET A-10 FOR SCHEDULE
	WALL TYPE - SEE SHEET A-II FOR WALL TYPES

- FLOOR PLANS NOTES:**
1. PROVIDE BLOCKING IN WALL AS REQUIRED FOR SUPPORT AND ATTACHMENT OF FLAT SCREEN MONITORS OR PROJECTION SCREENS. CO-ORDINATE REQUIREMENTS WITH LOCKHEED MARTIN PROVIDED EQUIPMENT.
 2. OPEN EXISTING WALL AND PROVIDE BLOCKING AS REQUIRED FOR SUPPORT AND ATTACHMENT OF PROJECTION SCREENS. PATCH WALL TO AND FINISH TO MATCH ADJACENT AREAS.

REV	DATE	DESCRIPTION
	6-7-2010	BID SET
	6-17-2010	FOR CONSTRUCTION

JOB. NO.
1072

CAD ID:
A5-FLOOR-E..

FLOOR PLAN - EAST

GENERAL & OFFICE AREA FACILITY MODIFICATIONS

LOCKHEED MARTIN IS & GS DEFENSE

4401 FORTUNE PLACE

MELBOURNE, FLORIDA

THE DRAWING AND THE GENERAL NOTES HEREON ARE THE PROPERTY OF BUILDING MANAGEMENT SYSTEMS, INC. NO REUSE OR REPRODUCTION, EXPLICATION, OR TRANSMISSION OF ANY PART OF THIS DRAWING IS PERMITTED WITHOUT THE WRITTEN PERMISSION OF BUILDING MANAGEMENT SYSTEMS, INC. VIOLATION OF THESE RIGHTS IS SUBJECT TO LEGAL ACTION.

SHEET A-05

Building Management Systems, inc.

GENERAL CONTRACTORS, DESIGN BUILDER, CONSTRUCTION MANAGERS

1675 S. JOHN RODES BOULEVARD • SUITE D • MELBOURNE, FL 32904

TEL: 407-898-7799 FAX: 407-898-8834

ARCHINETICS

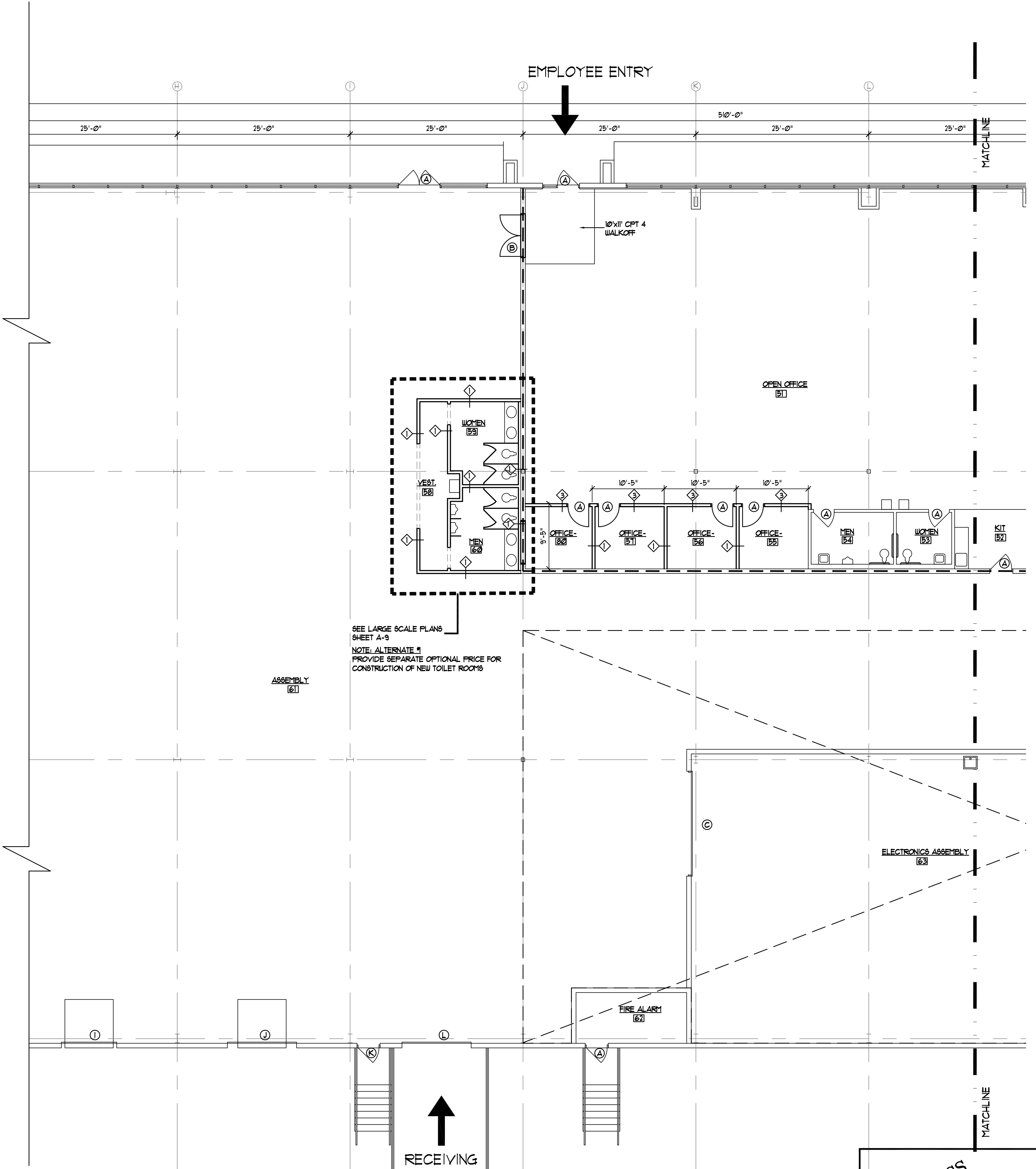
ARCHITECTS / PLANNERS

5744 Canton Cove Suite 100

Winter Springs, FL 32708-5079

Ph: 407-698-7799

Fax: 407-698-8834



SEE LARGE SCALE PLANS
SHEET A-3
NOTE: ALTERNATE #1
PROVIDE SEPARATE OPTIONAL PRICE FOR
CONSTRUCTION OF NEW TOILET ROOMS

FLOOR PLAN - WEST
SCALE: 1/8" = 1'-0"

ARCHINETICS
ARCHITECTS / PLANNERS
5744 Canton Cove Suite 100
Winter Springs, FL 32708-5079
Ph: 407-696-7799
Fax: 407-696-8634

REV	DATE	DESCRIPTION
	6-7-2010	BID SET
	6-17-2010	FOR CONSTRUCTION

JOB. NO.
1072
CAD ID:
A6-FLOOR-W.

FLOOR PLAN - WEST
GENERAL & OFFICE AREA FACILITY MODIFICATIONS
LOCKHEED MARTIN IS & GS DEFENSE
4401 FORTUNE PLACE
MELBOURNE, FLORIDA

THIS DRAWING AND THE DESIGNS SHOWN THEREON ARE THE PROPERTY OF:
BUILDING MANAGEMENT SYSTEMS, INC.
THIS DRAWING AND THE DESIGNS SHOWN MAY NOT BE REPRODUCED, COPIED, OR OTHERWISE USED WITHOUT THE CONSENT OF BUILDING MANAGEMENT SYSTEMS, INC.
VIOLATION OF THESE RIGHTS IS SUBJECT TO LEGAL ACTION.

SHEET A-06

Building Management Systems, inc.
GENERAL CONTRACTORS, DESIGN BUILDER, CONSTRUCTION MANAGERS
1675 S. JOHN RODES BOULEVARD • SUITE D • MELBOURNE, FL 32904
TEL: 407-696-7799 FAX: 407-696-8634